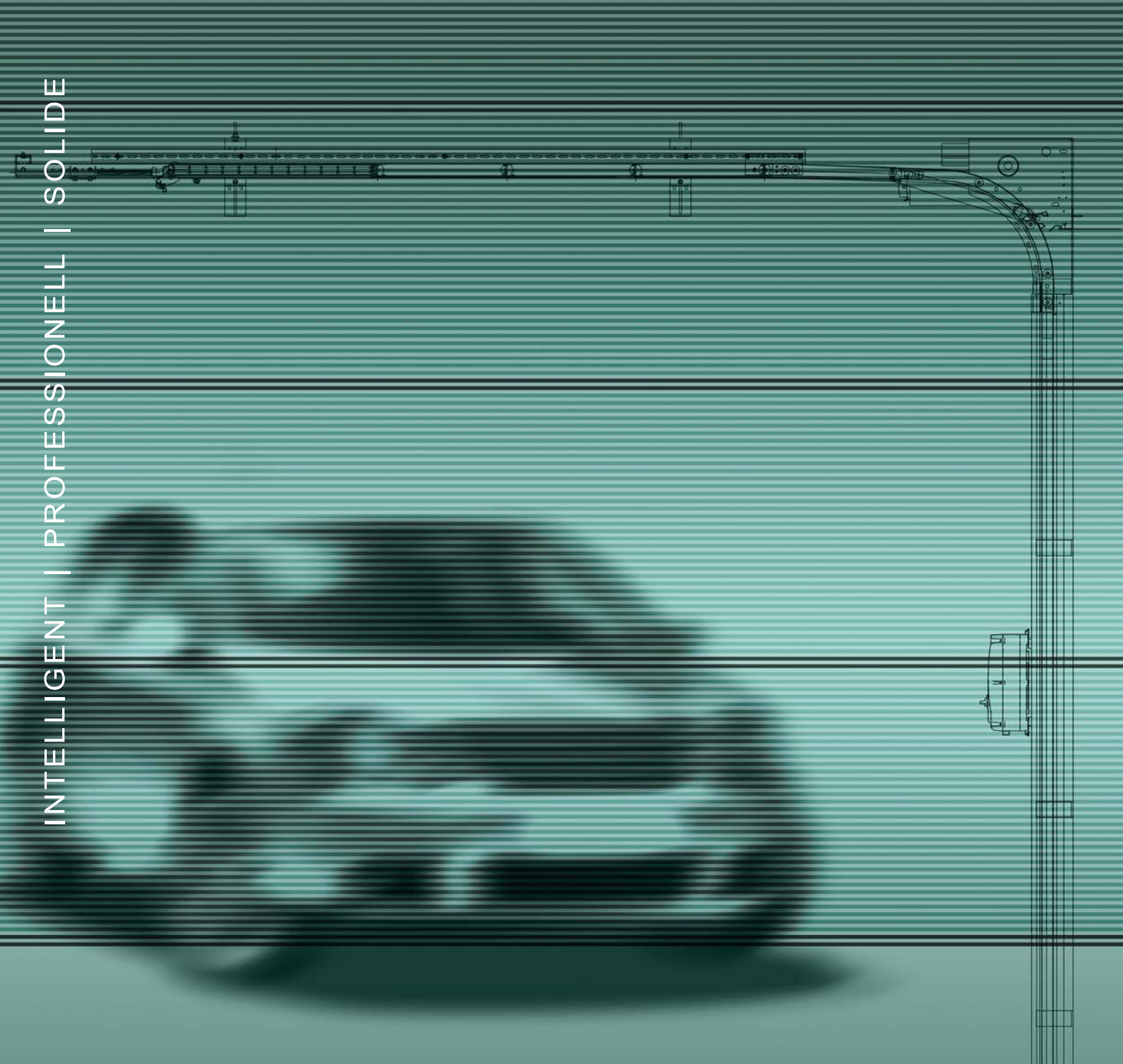


INTELLIGENT | PROFESSIONELL | SOLIDE



Sectional Door **SPACELITE®** HTU

Attention new product name:
SPACELITE HTU = **SECTIOLITE**

BUTZBACH
DOORS+FAÇADES



Made in Germany

Translucent Fibreglass

Low lintel

Fast opening speed

Pass door with low threshold

Long product life

Minimal follow-up costs

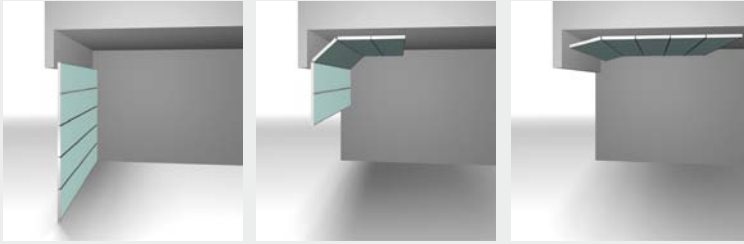
Installation and service from a single source

Extraordinary Material




We use Fibreglass door fillings in our sectional doors, a material used in shipbuilding and aerospace engineering due to its versatility, durability and sturdiness.


Fibreglass has a translucence of up to 78%, enabling bright, pleasant working environments and a subsequent reduction in lighting expenses.



Upon opening, the door sections are deflected and guided along the ceiling into the interior of the building.



Increased deflection height



Rails guided along the roof



Fibreglass is available in three different colours: Brilliant, Sapphire-blue and Emerald-green.

With the twin-walled fibreglass panels a very good thermal insulation is achieved - an all around seal of the door installation prevents unnecessary energy losses and draft in the building. The SPACELITE HTU achieves outstanding values regarding air permeability, resistance to windload and resistance to water penetration.

The sturdy door material fibreglass is highly resistant and absorbs elastically shock and impact energy. Because of the high weather and corrosion resistance our sectional doors are also suitable for applications in corrosive environments.



Solutions

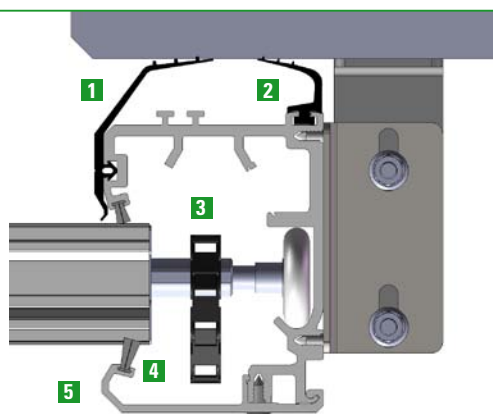
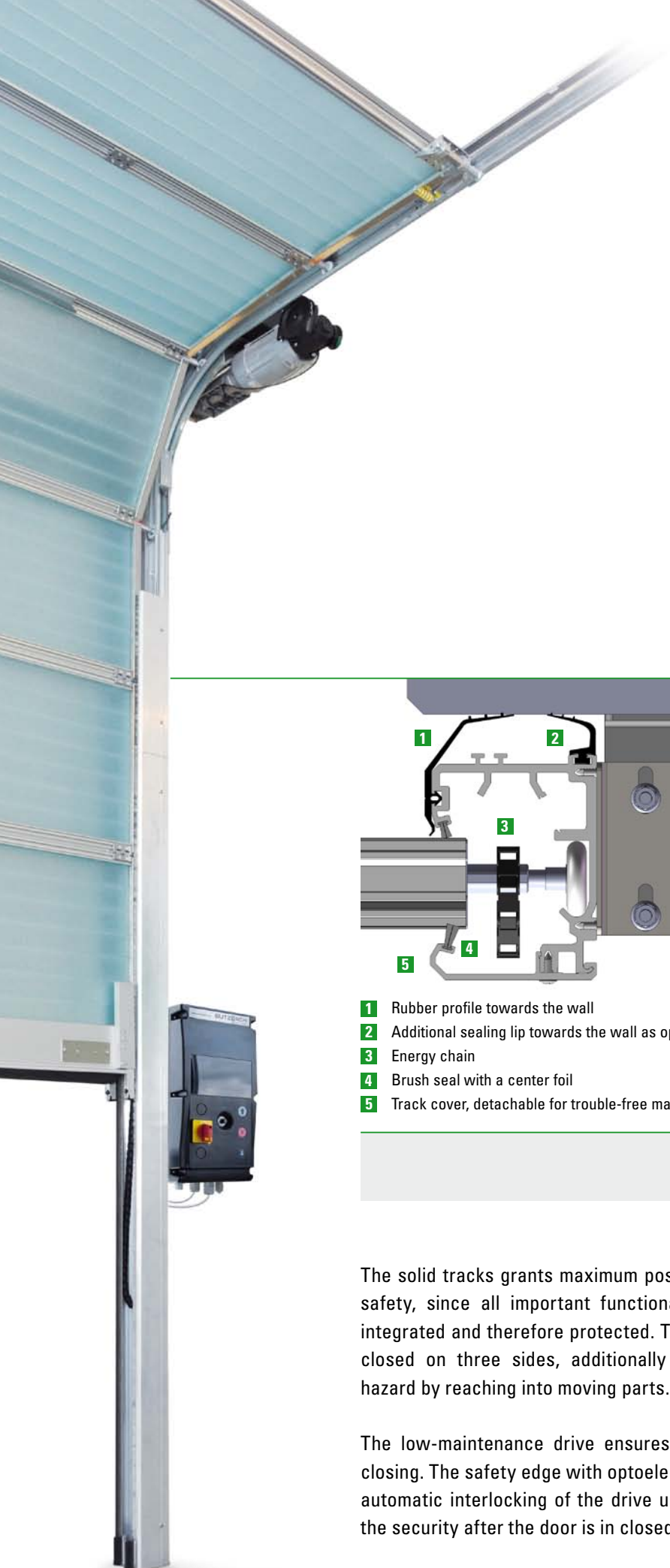
Customer Specific Solutions



Numerous design options are available including vision panels, fibreglass incorporated images, and color coated aluminum profiles.

The sectional door SPACELITE HTU is particularly suitable for constructions with low lintel heights. The minimum lintel height required is 350 mm. The door sizes can be manufactured millimeter accurately up to a width of 5,5 m and a height of 5,0 m according to customer's needs and application.

Beside numerous design options such as a solid, high quality pass door with a threshold of only 25 mm, the ISO- and the SPRINT-Options offer additional advantages: The **ISO-Option**, for example, provides excellent thermal insulation as well as sun protection, and the **SPRINT-Option** increases the speed of the door up to 1 m/s.



- 1 Rubber profile towards the wall
- 2 Additional sealing lip towards the wall as option
- 3 Energy chain
- 4 Brush seal with a center foil
- 5 Track cover, detachable for trouble-free maintenance



We have refrained from using hinges, curly cables, ropes and springs, which are prone to wear and interference in operations and thus, we have minimised service needs, preventing subsequent extra costs.

The solid tracks grants maximum possible reliability and safety, since all important functional components are integrated and therefore protected. The compact design, closed on three sides, additionally prevents shearing hazard by reaching into moving parts.

The low-maintenance drive ensures easy opening and closing. The safety edge with optoelectronic sensors and automatic interlocking of the drive unit further increase the security after the door is in closed position.

Functional System System



In addition to SPACELITE HTU, the version HTU-S lives up to superior requirements with its options SPRINT, SECURITY and STORM. These applications offer higher performances in speed, burglar resistance in class WK3 and wind resistance up to class 5 with operation guarantee until wind force 12 (hurricane).



Stacking doors



Sectional doors



XXL doors



High-speed doors



Mobile partition walls



Sliding doors



Façade systems



Service

Quality and All Encompassing Service

We guarantee distinct quality and longevity in our customised door solutions, having had over 30 years of experience in development, designing, manufacturing, assembling and after sales service.

Butzbach employees operate according to the motto: "Everything from a single source".

In providing all the service and support you will need, we can ensure that you will be completely satisfied.

At Butzbach, service starts with consultation. Our focus is on in-depth and constructive dialogue with our customers. Our team of consultants create individual door solutions efficiently, competently and according to your specification and needs. You will be assigned a personal contact who will work with you for the entirety of the project. Your contact knows your individual specifications and can thus, react to changing requirements.

Our installation and service stations are located throughout Germany, so we can guarantee quick and costefficient service. Please contact us to find out about special service and maintenance offers available now.

Butzbach GmbH
Industrietore
Robert-Bosch-Strasse 4
89257 Illertissen (Germany)

Tel. +49 (0) 73 03 / 9 51 - 0
Fax +49 (0) 73 03 / 95 14 70
info@butzbach.com
www.butzbach.com

BUTZBACH
DOORS + FAÇADES